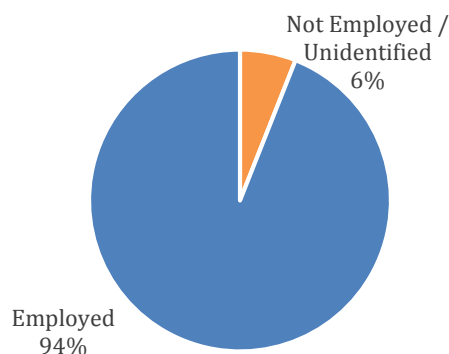


**Georgetown University Law Center  
Employment Statistics for U.S. Trained Tax LL.M. Graduates**

**CLASS OF 2017**

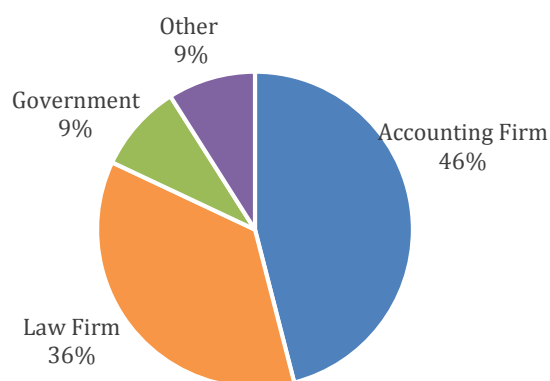
**Employed at Graduation**



**Employed at Graduation<sup>1</sup>**

	2017	2016	2015
Employed	94%	99%	94%
Not Employed/ Unidentified	6%	1%	6%

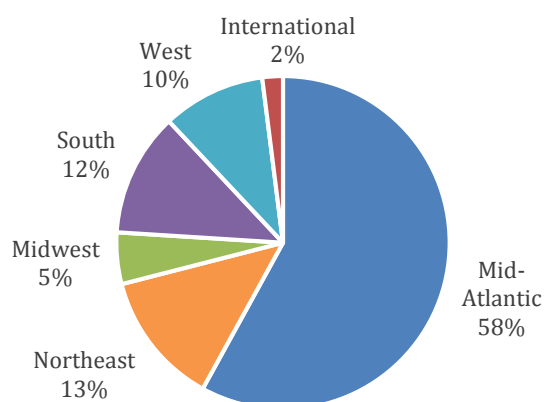
**Employer Type**



**Employer Type**

	2017	2016	2015
Law Firm	36%	31%	37%
Accounting Firm <sup>2</sup>	46%	47%	45%
Government <sup>3</sup>	9%	12%	11%
Other <sup>4</sup>	9%	10%	7%

**Employment by Region**



**Employment by Region**

	2017	2016	2015
Mid-Atlantic (DC, MD, VA, DE, WV)	58%	58%	48%
Northeast (NY, MA, PA, NJ, CT, RI, VT, NH, ME)	13%	23%	23%
Midwest (IL, MI, MO, OH, WI, IA, IN, KS, ND, NE, SD)	5%	10%	6%
South (TX, FL, GA, LA, TN, NC, SC, AL, MS, KY, AR, OK)	12%	5%	12%
West (CA, WA, AZ, CO, NV, OR, UT, AK, ID, MT, NM, WY)	10%	4%	11%
International	2%	0%	0%

<sup>1</sup> Adopts the definition used for J.D. programs reporting statistics to *U.S. News and World Report*, and includes February, May and October 2017 U.S.-Trained Tax LL.M. Graduates who are employed full-time as of October 2017.

<sup>2</sup> 96% of Students employed at an accounting firm in 2017 work for one of the "Big Four" (PWC, Deloitte, Ernst & Young or KPMG).

<sup>3</sup> Includes clerkships at the U.S. Tax Court, and positions at the IRS Office of Chief Counsel and the Department of Justice (Tax Division), among others.

<sup>4</sup> Includes students working for corporations, banks, consulting firms, and tax publications, among others.